

FWD-55B2/46B2/42B2

Full HD LED Backlit Public Display

SONY
make.believe

FWD-32B1

Public Display



Sony's new B-Series displays – the FWD-55B2, FWD-46B2, and FWD-42B2 – incorporate LED backlighting, and offer high picture quality along with low power consumption.

Low Power & Energy Efficient

The FWD-55B2, FWD-46B2, and FWD-42B2 offer low power consumption with LED backlighting (approx. 30% less than a conventional CCFL model from Sony*). This feature helps to reduce the total cost of ownership by lowering the running cost.

* Per unit area

High Quality Images

All B-Series displays achieve high brightness of 450 – 500 cd/m² and a high contrast ratio of 4000:1*. This quality helps to enable excellent color reproduction and high visibility in indoor applications.

* The FWD-32B1 has a 3000:1 contrast ratio.



High contrast of 4000:1

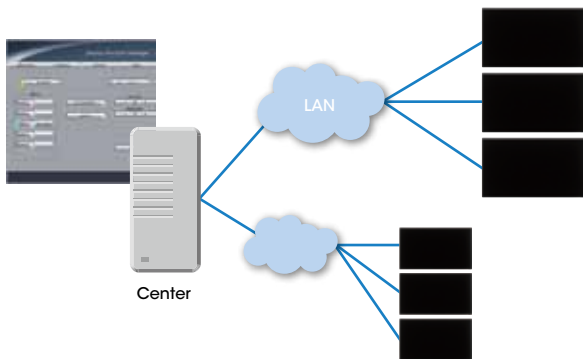


Low contrast

image simulated

Network Display Management

Users can monitor the display status and control multiple displays over a LAN, VPN, or the Internet using Microsoft® Internet Explorer® 7.0 or later.



Landscape/Portrait

Because they use commercial-grade LCD panels and cooling systems, these displays can be positioned either vertically (portrait) or horizontally (landscape) with no change in the backlight level or service life. This flexibility in orientation makes it possible to create many different imaging effects in a wide variety of spaces.


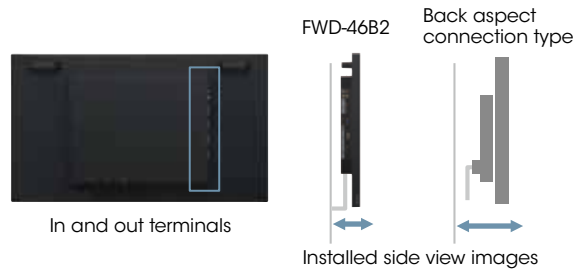


image simulated

Slim Installation Design

The depth of the FWD-55B2, FWD-46B2, and FWD-42B2 is at least 30% less than that of a conventional CCFL model from Sony. For slim installation, the Signal In and Signal Out terminals are incorporated into this profile, and do not protrude from the unit.



Multi-display

All B-Series displays can present a single large dynamic image, simply by combining up to 16 display units (1x2, 1x3, 1x4, 2x1, 3x1, 4x1, 2x2, 3x3, 4x4)*.

* Multi-display function supports progressive signals only.



Screen Saver

Images with constant brightness (such as data and still images) can cause screen burn-in on a display. To prevent this, three screen saver patterns are provided and can be adapted for customer usage.

Eco Mode

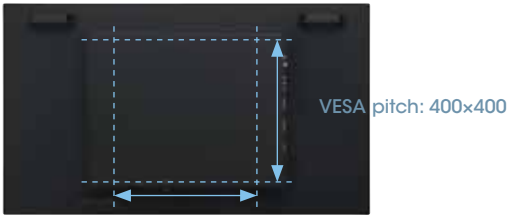
With Eco mode function power consumption is reduced using power-saving technology*. Compared with Standard mode, power consumption using the High setting is approximately 45% less in Eco mode and using the Low setting is approximately 30% less in Eco mode.

* Brightness is also lowered.

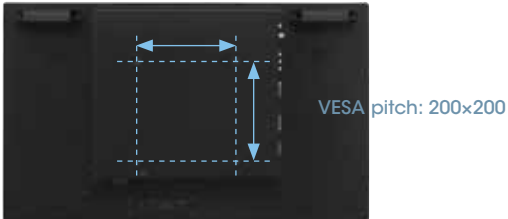
VESA-compliant Flexible Mounting

VESA-compliant mounting points help ensure safety when units are mounted. Optional mounting brackets sold separately.

FWD-55B2, FWD-46B2, and FWD-42B2



FWD-32B1



User-friendly Remote Control

Each display comes with a dedicated remote control unit, designed with careful attention to button shapes, sizes, spacing, and layout. When working with multiple displays, you can use the remote's ID MODE button to control each display separately.



Control Panel Lock

The control panel lock function can disable the control panel of a display to prevent unauthorized changes to display settings.

Power-on Delay

Switching on multiple displays at the same time can potentially cause a damaging power surge. The Power-on Delay feature avoids this risk by allowing the user to staggering the timing so that each unit powers up at a slightly different time.

OPTIONAL ACCESSORIES



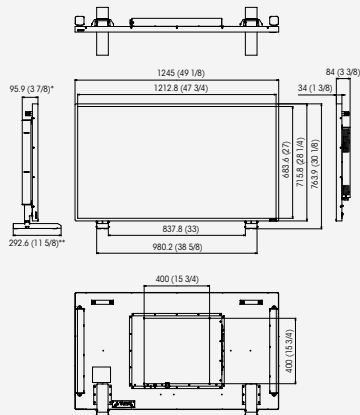
SU-S02
Tabletop Stand



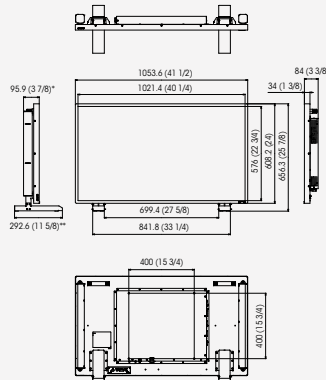
SS-SPG02
Speaker Systems

DIMENSIONS

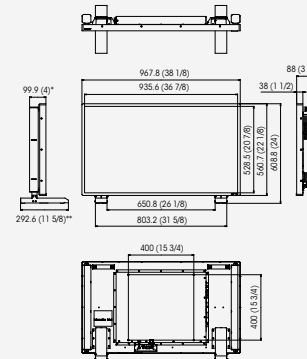
FWD-55B2



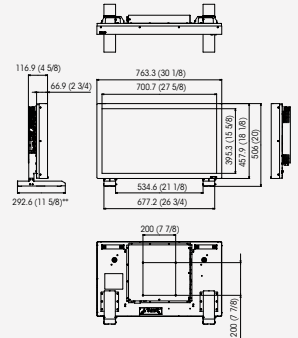
FWD-46B2



FWD-42B2



FWD-32B1



* with Speaker ** with Tabletop stand Unit: mm (inches)

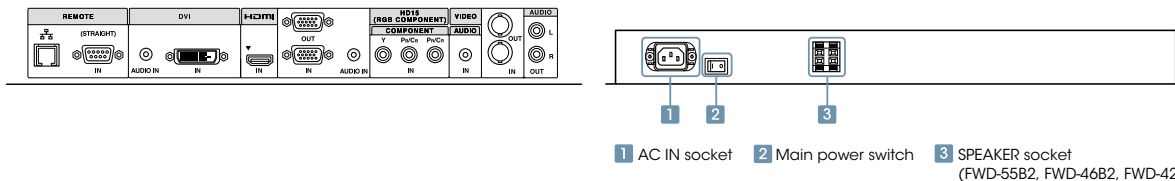
SPECIFICATIONS

	FWD-55B2	FWD-46B2	FWD-42B2	FWD-32B1
LCD Panel				
Type	α-Si TFT Active Matrix LCD Edge lit type LED Backlight	α-Si TFT Active Matrix LCD Edge lit type LED Backlight	α-Si TFT Active Matrix LCD Edge lit type LED Backlight	α-Si TFT Active Matrix LCD CCFL Backlight
Panel Size (diagonal)	55 inches	46 inches	42 inches	32 inches
Picture Size (h x v)	1,209.6 x 680.4 mm (47 5/8 x 26 3/4 inches)	1018.1 x 572.7 mm (40 1/8 x 22 5/8 inches)	930.2 x 523.3 mm (36 5/8 x 20 5/8 inches)	697.7 x 392.3 mm (27 1/2 x 15 1/2 inches)
Panel Resolution (h x v)	1920 x 1080 pixels, Full HD	1920 x 1080 pixels, Full HD	1920 x 1080 pixels, Full HD	1366 x 768 pixels, WXGA
Pixel Pitch	0.63 x 0.63 mm	0.53 x 0.53 mm	0.48 x 0.48 mm	0.51 x 0.51 mm
Color Depth	8 bits + FRC, 1.06 billion colors	8 bits + FRC, 1.06 billion colors	8 bits + FRC, 1.06 billion colors	8 bits, 16.7 million colors
Brightness	450 cd/m ² (typical)	500 cd/m ² (typical)	500 cd/m ² (typical)	450 cd/m ² (typical)
Contrast Ratio	4,000 : 1 (typical)	4,000 : 1 (typical)	4,000 : 1 (typical)	3,000 : 1 (typical)
Viewing Angle*	178 degrees (typical)	178 degrees (typical)	178 degrees (typical)	178 degrees (typical)
Signal				
Color System	NTSC, PAL	NTSC, PAL	NTSC, PAL	NTSC, PAL
Sampling Rate	13.5 MHz to 162 MHz	13.5 MHz to 162 MHz	13.5 MHz to 162 MHz	13.5 MHz to 162 MHz
Inputs/Outputs				
Digital Video	HDMI(1080p) in with audio in DVI in with audio in Rev. 1.0 compliant	HDMI(1080p) in with audio in DVI in with audio in Rev. 1.0 compliant	HDMI(1080p) in with audio in DVI in with audio in Rev. 1.0 compliant	HDMI(1080p) in with audio in DVI in with audio in Rev. 1.0 compliant
Analog Video	HD15 in with audio in (RGB/Component Video) HD15 out (RGB/Component Video) Composite Video in/out with audio in** (BNC (x2)) Component Video in with audio in** (pin jack (x3))	HD15 in with audio in (RGB/Component Video) HD15 out (RGB/Component Video) Composite Video in/out with audio in** (BNC (x2)) Component Video in with audio in** (pin jack (x3))	HD15 in with audio in (RGB/Component Video) HD15 out (RGB/Component Video) Composite Video in/out with audio in** (BNC (x2)) Component Video in with audio in** (pin jack (x3))	HD15 in with audio in (RGB/Component Video) HD15 out (RGB/Component Video) Composite Video in/out with audio in** (BNC (x2)) Component Video in with audio in** (pin jack (x3))
Remote Control	Network port (RJ45, 10BASE-T/100BASE-TX) RS-232C (D-sub 9-pin, straight)	Network port (RJ45, 10BASE-T/100BASE-TX) RS-232C (D-sub 9-pin, straight)	Network port (RJ45, 10BASE-T/100BASE-TX) RS-232C (D-sub 9-pin, straight)	Network port (RJ45, 10BASE-T/100BASE-TX) RS-232C (D-sub 9-pin, straight)
Audio	Audio out (L/R, pin jack (x2))	Audio out (L/R, pin jack (x2))	Audio out (L/R, pin jack (x2))	Audio out (L/R, pin jack (x2))
Speaker Out	L/R, 7W + 7W, 6 ohms	L/R, 7W + 7W, 6 ohms	L/R, 7W + 7W, 6 ohms	- (Internal Speaker, L/R, 7W + 7W, 6 ohms)
General				
Power Requirements	AC 100 V to 240 V, 50/60 Hz, 1.5 A (maximum)	AC 100 V to 240 V, 50/60 Hz, 1.3 A (maximum)	AC 100 V to 240 V, 50/60 Hz, 1.4 A (maximum)	AC 100 V to 240 V, 50/60 Hz, 1.1 A (maximum)
Power Consumption	130 W (typical) 150 W (maximum)	110 W (typical) 130 W (maximum)	120 W (typical) 135 W (maximum)	85 W (typical) 110 W (maximum)
Operating Temperature	0°C to 40°C (32°F to 104°F)	0°C to 40°C (32°F to 104°F)	0°C to 40°C (32°F to 104°F)	0°C to 40°C (32°F to 104°F)
Storage Temperature	-10°C to 40°C (14°F to 104°F)	-10°C to 40°C (14°F to 104°F)	-10°C to 40°C (14°F to 104°F)	-10°C to 40°C (14°F to 104°F)
Humidity	20% to 90%, no condensation	20% to 90%, no condensation	20% to 90%, no condensation	20% to 90%, no condensation
Dimensions (w x h x d)	1,245.0 x 715.8 x 84.0 mm (49 1/8 x 28 1/4 x 3 3/8 inches) (excluding protruding parts)	1,053.6 x 608.2 x 84.0 mm (41 1/2 x 24 x 3 3/8 inches) (excluding protruding parts)	967.8 x 560.7 x 88.0 mm (38 1/8 x 22 1/8 x 3 1/2 inches) (excluding protruding parts)	763.3 x 457.9 x 116.9 mm (30 1/8 x 18 1/8 x 4 5/8 inches) (excluding protruding parts)
Mass	29.5 kg (65.0 lb)	22.4 kg (49.4 lb)	20.2 kg (44.5 lb)	13.4 kg (29.5 lb)
Regulation Compliance	UL, CSA, CE, GOST-R, IEC, FCC Class B, IC, CISPR, ErP Lot6	UL, CSA, CE, GOST-R, IEC, FCC Class B, IC, CISPR, ErP Lot6	UL, CSA, CE, GOST-R, IEC, FCC Class B, IC, CISPR, ErP Lot6	UL, CSA, CE, GOST-R, IEC, FCC Class B, IC, CISPR, ErP Lot6
Supplied Accessories	AC power cord (x1), AC plub holder (x2), Cable holder (x6), Remote Control RM-FW002 (x1), Size AA (R6) batteries (x2), Operating instructions (x1)	AC power cord (x1), AC plub holder (x2), Cable holder (x6), Remote Control RM-FW002 (x1), Size AA (R6) batteries (x2), Operating instructions (x1)	AC power cord (x1), AC plub holder (x2), Cable holder (x6), Remote Control RM-FW002 (x1), Size AA (R6) batteries (x2), Operating instructions (x1)	AC power cord (x1), AC plub holder (x2), Cable holder (x3), Remote Control RM-FW002 (x1), Size AA (R6) batteries (x2), Operating instructions (x1)

* Measured at the contrast ratio of more than 10:1

** Component video and composite video share an audio input (stereo mini jack (x1))

CONNECTOR PANEL



Distributed by

©2012 Sony Corporation. All rights reserved.
 Reproduction in whole or in part without written permission is prohibited.
 Features and specifications are subject to change without notice.
 The values for mass and dimension are approximate.
 "SONY", and "make.believe" are trademarks of Sony Corporation.
 HDMI is a trademark of HDMI Licensing, LLC.
 All other trademarks are the property of their respective owners.